



GIS ENABLED ENTITLEMENT TRACKING SYSTEM (GEET)

Web Application User Manual for General Public

INDEX

SNO	Topic	Page
1.0	General Information	78
1.1	Purpose	78
1.2	System Overview	78
1.3	Acronyms and Abbreviations	78
2.0	System Summary	78
2.1	System Objective	78
2.2	Key Features	79
3.0	Getting Started	79
3.1	System Requirements	79
3.2	Home Page	79
3.3	System Menu	79

GEET USER MANUAL FOR GENERAL PUBLIC

1.0 GENERAL INFORMATION

1.1 PURPOSE

This document is meant for all users of GEET. This will be helpful to every citizen of the country to learn about entitlements they are eligible for.

1.2 SYSTEM OVERVIEW

The GIS-Enabled Entitlement Tracking (GEET) system is designed to help make aware of the different government schemes available to each member of the households and help community institutions, local governments and the administration to track progress of access to entitlements and benefits under government schemes. The system is an initiative to improve the reach, response and review of the implementation of these social security schemes.

1.3 ACRONYMS AND ABBREVIATIONS

GIS – Geographic Information System

GUI – Graphical User Interface

App – Application

SECC – Socio-Economic Caste Census

BPL – Below poverty line

2.0 SYSTEM SUMMARY

2.1 SYSTEM OBJECTIVE

The system will have four major objectives:-

- **Entitlement awareness:** Intensive campaigns for awareness building of marginalised communities on their entitlements will be undertaken.
- **Entitlement inclusion:** Ensure their access to entitlements and benefits from government schemes/programmes.
- **Entitlement card and register:** Entitlements will be tracked for each household through a system of a card that will be in possession of the household and a register that the Village Organizations and/or Gram Panchayat will maintain.
- **GIS-enabled dashboard:** The entitlements, being tracked, will be plotted on a GIS-enabled dashboard with a recording and monitoring facility for both community and official levels.

2.2 KEY FEATURES

2.2.1 Scheme eligibility search

The system provides search facility for the various schemes that an individual is eligible for based on the criteria entered by the user.

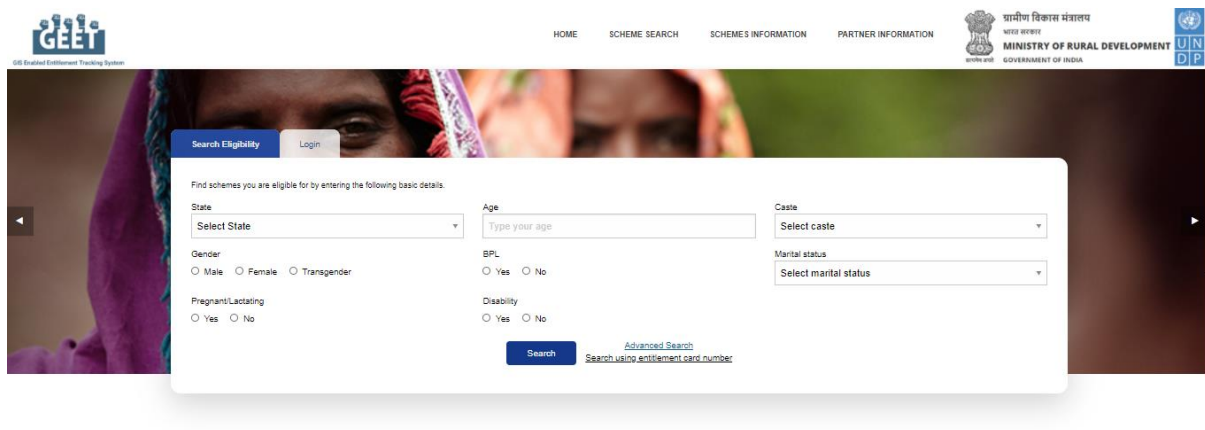
3.0 GETTING STARTED

3.1 SYSTEM REQUIREMENTS

For best performance, use latest version of Google Chrome or Mozilla Firefox.

3.2 HOME PAGE

Open Google Chrome or Mozilla Firefox. Enter the GEET URL in the Address bar of the browser. Home page will be displayed as shown below:



3.3 SYSTEM MENU

Following image shows the System Menu accessible to all types of Users and does not require login.

HOME SCHEME SEARCH SCHEMES INFORMATION PARTNER INFORMATION

3.3.1 Home

Home page will be displayed by clicking 'Home' on the menu bar. GEET objective and overview is displayed on Home page. An individual is given 'Search Eligibility' and 'Login' option in the Home page which is explained in the below section.

3.3.1.1 Search Eligibility

Below image shows the 'Search Eligibility' button.

An individual can fill up the criteria in the above form and search for schemes they are eligible for. Brief description of all the parameters of the form is stated below:-

STATE: Select the correct State from the drop down list that the individual belongs to. This will narrow down the list pertaining to the specified State. Specifying State will also ensure that both – State sponsored schemes and entitled benefits of centrally sponsored schemes (CSS) are realized.

AGE: Age is an essential criterion that determines the schemes and programmes that are applicable for an individual. User needs to enter their age.

GENDER: Schemes will be short-listed as per the sex of an individual. User needs to select gender i.e. either Male or Female or Transgender.

MARITAL STATUS: Schemes are also short-listed as per the marital status. An individual needs to select Marital status from the drop down list which includes – Unmarried, Married, Widowed, Separated, Divorced.

PREGNANT / LACTATING: In order to address India’s infant mortality rate and maternal mortality rate, government has introduced schemes and programmes. User needs to select ‘Yes’ or ‘No’ to filter such schemes.

DISABILITY: A disability may include physical or mental condition that limits a person’s functioning. User needs to select ‘Yes’ or ‘No’ accordingly.

CASTE: Schemes will be filtered as per the caste category. User needs to select caste category from the drop down list available, which includes Scheduled Caste (SC), Scheduled Tribe (ST), Other Backward Class (OBC), and General (other than SC, ST and OBC).

BPL: BPL indicates whether an individual is Below poverty line. User needs to specify ‘Yes’ or ‘No’.

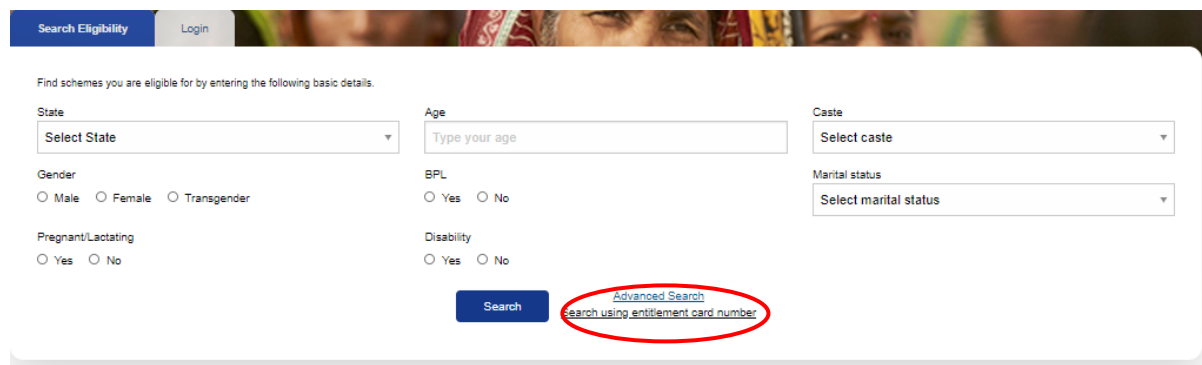
After entering the criteria, click on “Search” button to view the eligible schemes.

3.3.1.1.1 Advanced Search

Advanced Search option in 'Search Eligibility' is similar to the 'Scheme Search' menu option as shown in section 3.3 – System Menu and explained in section 3.3.2 – 'Scheme Search'. The main difference of this feature is that it helps an individual to customize their search criteria.

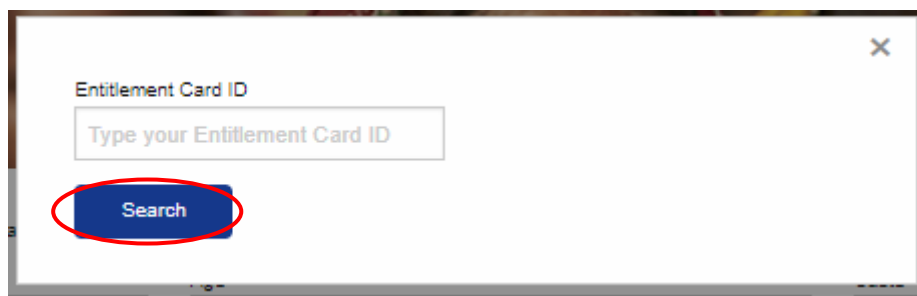
3.3.1.1.2 Search using Entitlement Card Number

An individual can enter his / her Entitlement Card Number and search for the eligible schemes. Click on the button – 'Search using Entitlement Card Number'.



The screenshot shows the 'Search Eligibility' form with various input fields: State (dropdown), Age (text), Caste (dropdown), Gender (radio buttons for Male, Female, Transgender), BPL (radio buttons for Yes, No), Marital status (dropdown), Pregnant/Lactating (radio buttons for Yes, No), and Disability (radio buttons for Yes, No). A 'Search' button is present, and a link for 'Advanced Search search using entitlement card number' is highlighted with a red circle.

A pop-up window will appear, asking for the Entitlement ID. Enter Entitlement ID to get the search results as shown below:-



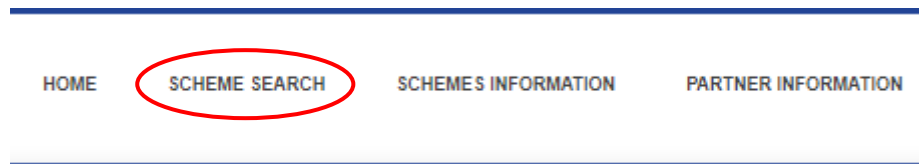
The screenshot shows a pop-up window titled 'Entitlement Card ID' with a text input field labeled 'Type your Entitlement Card ID' and a 'Search' button highlighted with a red circle.

After clicking on 'Search' button as shown above, category wise Schemes will be displayed as shown below:-

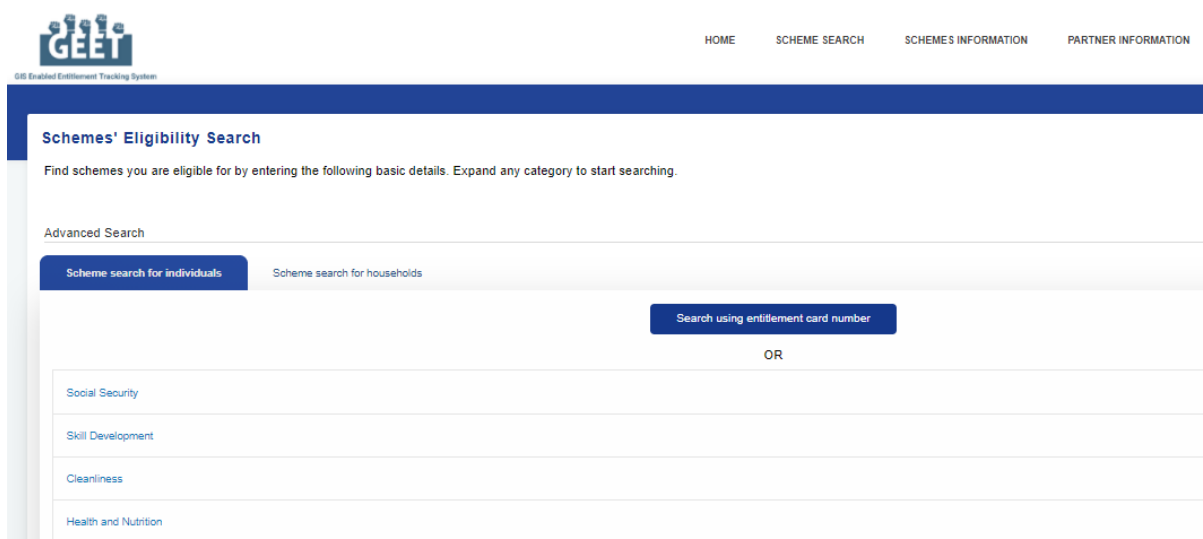
Schemes' Eligibility Search	
Find schemes you are eligible for by entering the following basic details. Expand any category to start searching.	
Search Results	
Women and Child Development	Education
1. Mukhyamantri Rajsree Yojna	1. Devnarayan Talented Student Incentive Scheme

3.3.2 Scheme Search

An individual can opt for advanced scheme search by selecting 'Scheme search' menu option. This feature allows an individual to fill category wise eligibility criteria, in order to narrow down the search result as per the parameters entered. Click on 'Scheme search' for Advanced Scheme search as shown below:-




Following window will appear on clicking 'Scheme search' menu option:-



Each category stated above can be expanded to fill up detail criteria form.

3.3.3 Scheme Search Results

Based on the entered criteria for scheme eligibility, a categorized list of schemes / programmes, that an individual is eligible for are displayed, as shown below:-



On clicking on any of the scheme names, a popup-window appears which displays the basic information needed for availing the schemes. It gives a brief description of the benefits

entitled under the scheme, the name of the concerned department that is responsible for implementing the scheme and the documents required for availing the schemes, as shown in the below image.

Pradhan Mantri Suraksha Bima Yojana (PMSBY) ✕			
Description	Entitlement	Eligibility	Documents Required
<ul style="list-style-type: none">Persons of age between 18 to 70 years will be given an amount of Rs. 12 (Twelve Rupees) per person per year as premium.Under this scheme, he or she will get an insurance cover for a sum of Rs. 2,00,000 (Two Lakh Rupees) in case of accidental death or permanent full disability or a sum of Rs. 1,00,000 (One Lakh Rupees) in case of partial but permanent disability.For more information (English): http://www.jansuraksha.gov.in/For Application Form: http://www.jansuraksha.gov.in/files/PMSBY/English/applicationform.pdf			